

TOWN OF CHARLEMONT COMMUNITY CHOICE POWER SUPPLY PROGRAM

STATUS REPORT Q4 2022

Prepared March 2023

This report has been prepared by Colonial Power Group with information/data being provided by the Competitive Supplier and National Grid. The purpose of the report is to provide information about the Town of Charlemont's Community Choice Power Supply Program, which currently provides competitive power supply to approximately 500 consumers in the Town. The data provided by the Competitive Supplier is not available until three months after the month it is used. For example, power is Used in January, Invoiced in February, Paid in March and Reported in April.

[Click here for more information about the Program](#)

PROGRAM RATES		
Term	August 2020 - January 2021	January 2021 - January 2024
Competitive Supplier	Dynegy	Dynegy
Standard (default)	\$0.08710 / kWh Meets MA Req	\$0.09345 / kWh Meets MA Req
Optional	\$0.08798 / kWh 100% National Wind RECs	\$0.09433 / kWh 100% National Wind RECs

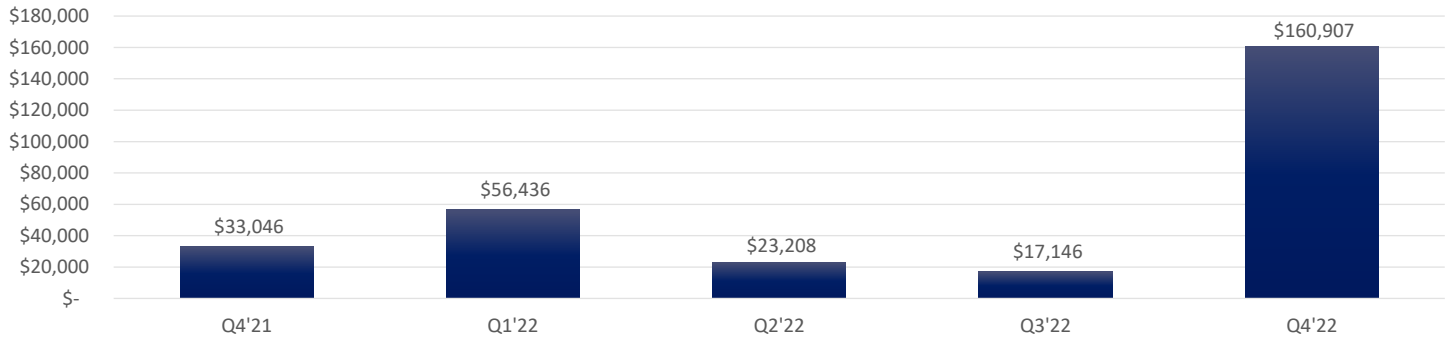
COMPARISON TO NATIONAL GRID RATES

[Click here for NGRID GreenUp Info](#)

The Town's aggregation savings are directly tied to the margin of savings between the Program's rates and National Grid's corresponding Basic Service rates as well as the level of consumption by participating consumers. Basic Service rates change twice a year or more, depending on utility and rate class. As a result, the aggregation rate may not always be lower than the Basic Service rate. The goal of the aggregation is to deliver savings over the life of the Program against the Basic Service rate. However, such savings and future savings cannot be guaranteed.

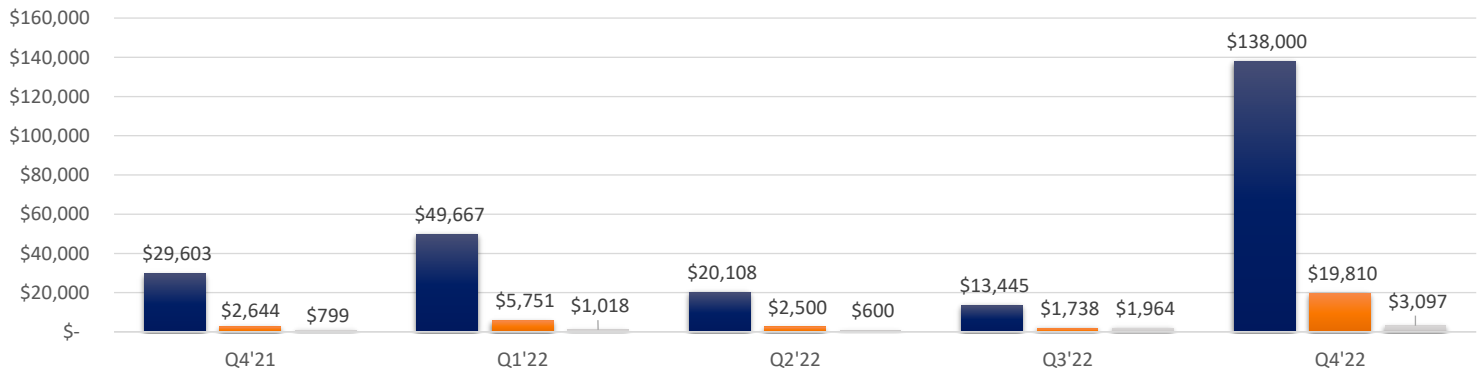
STANDARD PRODUCT TOTAL SAVINGS/(LOSS)

■ vs. Basic Service

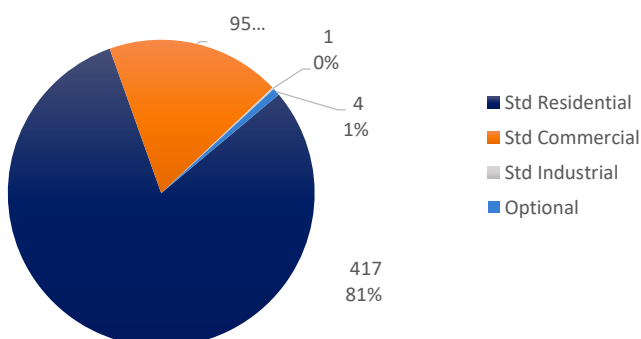


STANDARD PRODUCT RATE CLASS SAVINGS/(LOSS)

■ Residential ■ Commercial ■ Industrial



AVERAGE METERS/MONTH: 517



AVERAGE USAGE/MONTH: 300,634

